


HAN SOLO

FINAL RESULT






MATERIALS

1. Double-sided tape
2. Xacto knife or scissors
3. Tan egg or color a white egg using dye or food coloring

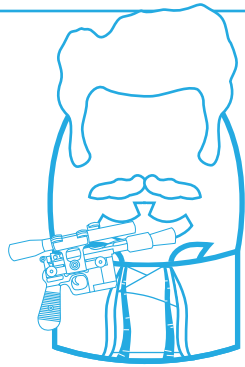
STEPS

1. Cut along edge.
2. Fold body so one side overlaps the other; consider sizing body up to your egg before taping!
3. Tape inside of body, then tape on gun and head piece to egg.



LANDO CALRISSIAN

FINAL RESULT



MATERIALS

1. Double-sided tape
2. Xacto knife or scissors
3. Tan egg or color a white egg using dye or food coloring

STEPS

1. Cut along edge.
2. Fold body so one side overlaps the other; consider sizing body up to your egg before taping!
3. Tape inside of body, then tape on gun and head pieces to egg.



CHEWBACCA

FINAL RESULT



MATERIALS

1. Double-sided tape
2. Xacto knife or scissors
3. Tan egg or color a white egg using dye or food coloring


STEPS

1. Cut along edge.
2. Fold body so one side overlaps the other; consider sizing body up to your egg before taping!
3. Tape inside of body, then tape on gun and head piece to egg.



LUKE SKYWALKER

FINAL RESULT




MATERIALS

1. Double-sided tape
2. Xacto knife or scissors
3. Tan egg or color a white egg using dye or food coloring

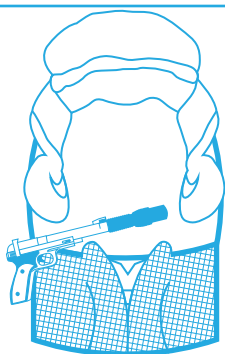
STEPS

1. Cut along edge.
2. Fold body so one side overlaps the other; consider sizing body up to your egg before taping!
3. Tape inside of body, then tape on staff and head piece to egg.



LEIA ORGANA

FINAL RESULT




MATERIALS

1. Double-sided tape
2. Xacto knife or scissors
3. Tan egg or color a white egg using dye or food coloring


STEPS

1. Cut along edge.
2. Fold body so one side overlaps the other; consider sizing body up to your egg before taping!
3. Tape inside of body, then tape on gun and head piece to egg.



REY

FINAL RESULT

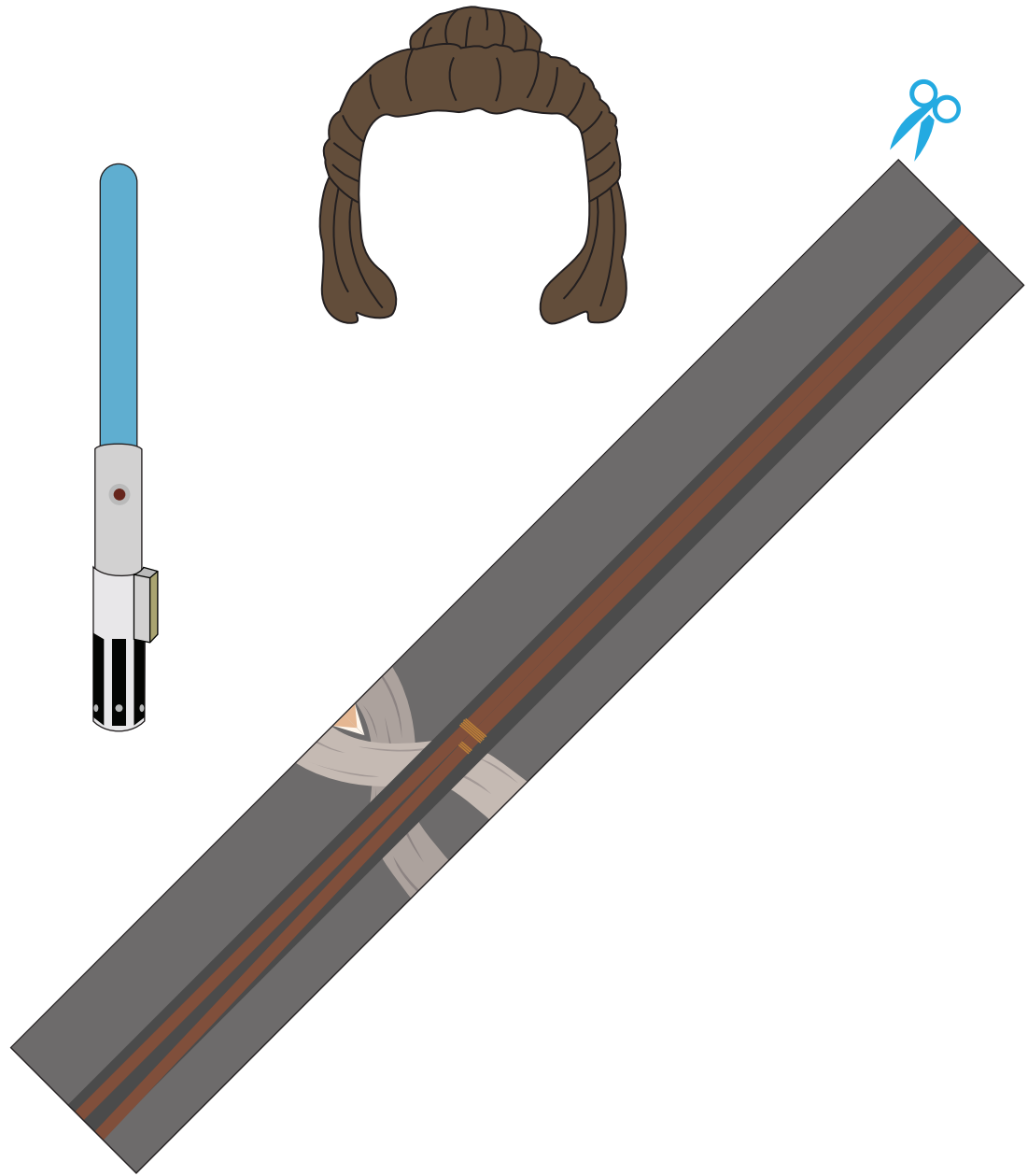


MATERIALS

1. Double-sided tape
2. Xacto knife or scissors
3. Tan egg or color a white egg using dye or food coloring


STEPS

1. Cut along edge.
2. Fold body so one side overlaps the other; consider sizing body up to your egg before taping!
3. Tape inside of body, then tape on the lightsaber and head piece to egg.



FINN

FINAL RESULT




MATERIALS

1. Double-sided tape
2. Xacto knife or scissors
3. Tan egg or color a white egg using dye or food coloring


STEPS

1. Cut along edge.
2. Fold body so one side overlaps the other; consider sizing body up to your egg before taping!
3. Tape inside of body, then tape on gun to egg.



POE DAMERON

FINAL RESULT




MATERIALS

1. Double-sided tape
2. Xacto knife or scissors
3. Tan egg or color a white egg using dye or food coloring


STEPS

1. Cut along edge.
2. Fold body so one side overlaps the other; consider sizing body up to your egg before taping!
3. Tape inside of body, then tape on gun to egg.



KYLO REN

FINAL RESULT



MATERIALS

1. Double-sided tape
2. Xacto knife or scissors
3. Tan egg or color a white egg using dye or food coloring

STEPS

1. Cut along edge.
2. Fold body so one side overlaps the other; consider sizing body up to your egg before taping!
3. Tape inside of body, then tape on lightsaber and head piece to egg.



ROSE TICO

FINAL RESULT




MATERIALS

1. Double-sided tape
2. Xacto knife or scissors
3. Tan egg or color a white egg using dye or food coloring


STEPS

1. Cut along edge.
2. Fold body so one side overlaps the other; consider sizing body up to your egg before taping!
3. Tape inside of body, then tape on taser and head piece to egg.



PORG

FINAL RESULT




MATERIALS

1. Double-sided tape
2. Xacto knife or scissors
3. Tan egg or color a white egg using dye or food coloring

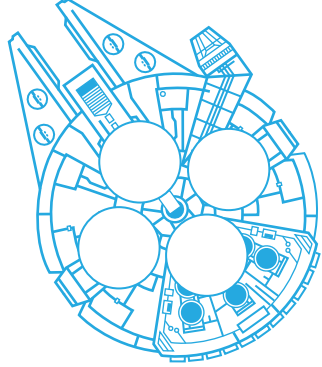
STEPS

1. Cut along edge.
2. Fold body so one side overlaps the other; consider sizing body up to your egg before taping!
3. Tape inside of body, then tape on head piece to egg.



MILLENNIUM FALCON

FINAL RESULT

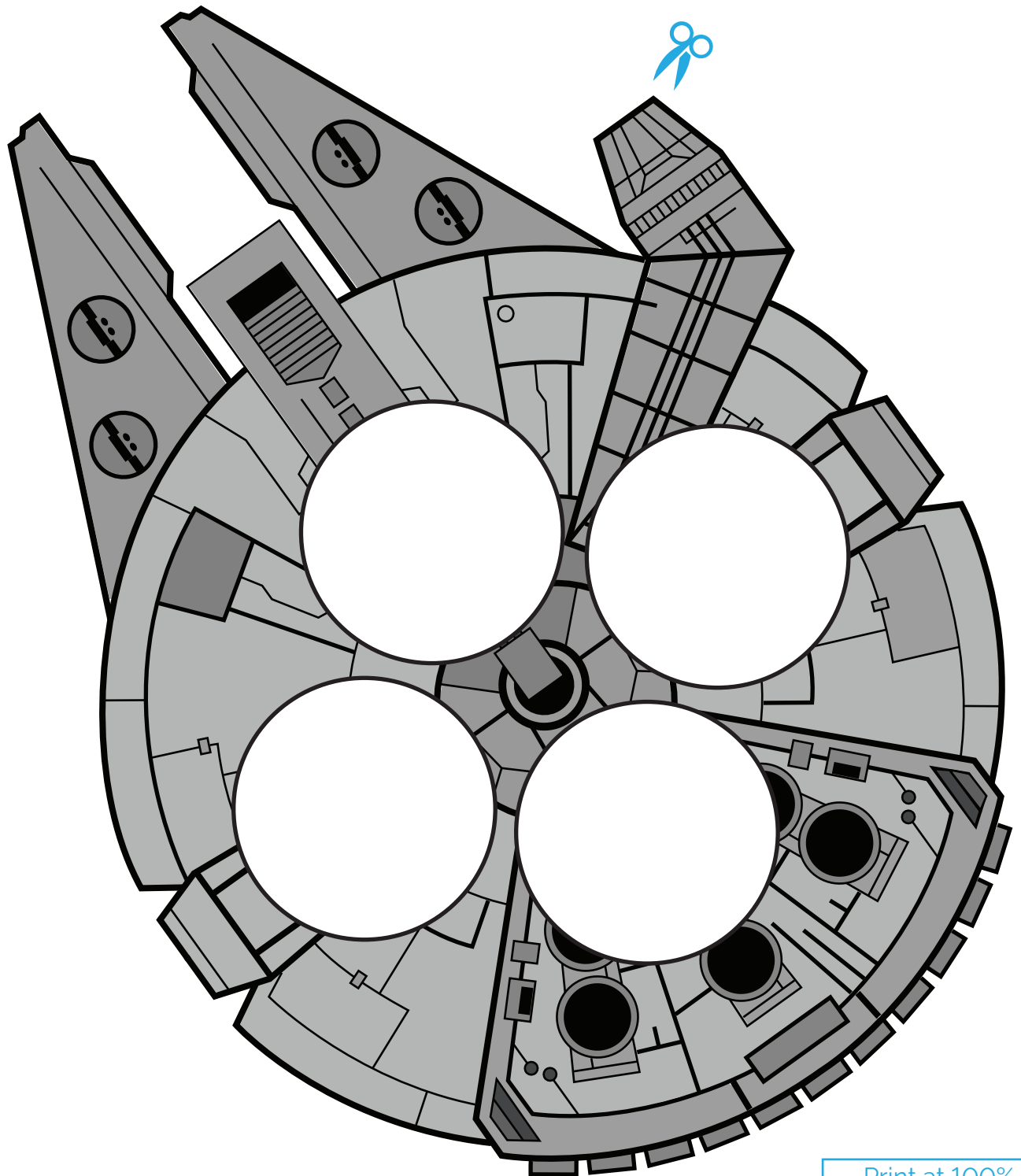


MATERIALS

1. Double-sided tape
2. Xacto knife or scissors
3. Egg Carton

STEPS

1. Cut along edge.
2. Cut egg carton to fit 4 eggs.
3. Tape ship to the top of the egg carton.



Print at 100%