


ARYA STARK

FINAL RESULT




MATERIALS

1. Double-sided tape
2. Xacto knife or scissors
3. Tan egg or color a white egg using dye or food coloring


STEPS

1. Cut along edge.
2. Fold body so one side overlaps the other; consider sizing body up to your egg before taping!
3. Tape inside of body, then tape sword and head piece onto egg.



CERSEI LANNISTER

FINAL RESULT




MATERIALS

1. Double-sided tape
2. Xacto knife or scissors
3. Tan egg or color a white egg using dye or food coloring


STEPS

1. Cut along edge.
2. Fold body so one side overlaps the other; consider sizing body up to your egg before taping!
3. Tape inside of body, then tape head piece onto egg and wrap band of crown around back.



DAENERYS TARGARYEN

FINAL RESULT




MATERIALS

1. Double-sided tape
2. Xacto knife or scissors
3. Tan egg or color a white egg using dye or food coloring


STEPS

1. Cut along edge.
2. Fold body so one side overlaps the other; consider sizing body up to your egg before taping!
3. Tape inside of body, then tape head piece onto egg.



RHAEGAL

FINAL RESULT




MATERIALS

1. Double-sided tape
2. Xacto knife or scissors
3. Green dye

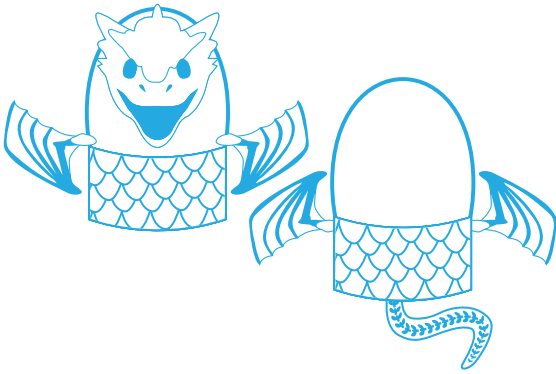
STEPS

1. Cut along edge.
2. Fold body so one side overlaps the other; consider sizing body up to your egg before taping!
3. Tape inside of body, then tape head piece onto egg.
4. Fold tail and wings on the line and tape tabs to inside of body



DROGON

FINAL RESULT



MATERIALS

1. Double-sided tape
2. Xacto knife or scissors
3. Dark purple/red dye or color egg black with marker


STEPS

1. Cut along edge.
2. Fold body so one side overlaps the other; consider sizing body up to your egg before taping!
3. Tape inside of body, then tape head piece onto egg.
4. Fold tail and wings on the line and tape tabs to inside of body



VISERION

FINAL RESULT



MATERIALS

1. Double-sided tape
2. Xacto knife or scissors
3. Blue dye

STEPS

1. Cut along edge.
2. Fold body so one side overlaps the other; consider sizing body up to your egg before taping!
3. Tape inside of body, then tape head piece onto egg.
4. Fold tail and wings on the line and tape tabs to inside of body



HOUND

FINAL RESULT




MATERIALS

1. Double-sided tape
2. Xacto knife or scissors
3. Tan egg or color a white egg using dye or food coloring


STEPS

1. Cut along edge.
2. Fold body so one side overlaps the other; consider sizing body up to your egg before taping!
3. Tape inside of body, then tape sword and head piece onto egg.



JAMIE LANNISTER

FINAL RESULT




MATERIALS

1. Double-sided tape
2. Xacto knife or scissors
3. Tan egg or color a white egg using dye or food coloring


STEPS

1. Cut along edge.
2. Fold body so one side overlaps the other; consider sizing body up to your egg before taping!
3. Tape inside of body, then tape hand and head piece onto egg.



JON SNOW

FINAL RESULT




MATERIALS

1. Double-sided tape
2. Xacto knife or scissors
3. Tan egg or color a white egg using dye or food coloring

STEPS

1. Cut along edge.
2. Fold body so one side overlaps the other; consider sizing body up to your egg before taping!
3. Tape inside of body, then tape sword and head piece onto egg.



TYRION LANNISTER

FINAL RESULT




MATERIALS

1. Double-sided tape
2. Xacto knife or scissors
3. Tan egg or color a white egg using dye or food coloring


STEPS

1. Cut along edge.
2. Fold body so one side overlaps the other; consider sizing body up to your egg before taping!
3. Tape inside of body, then tape goblet and head piece onto egg.



SANSA STARK

FINAL RESULT




MATERIALS

1. Double-sided tape
2. Xacto knife or scissors
3. Tan egg or color a white egg using dye or food coloring

STEPS

1. Cut along edge.
2. Fold body so one side overlaps the other; consider sizing body up to your egg before taping!
3. Tape inside of body, then tape head piece onto egg.



NIGHT KING

FINAL RESULT



MATERIALS

1. Double-sided tape
2. Xacto knife or scissors
3. Blue dye

STEPS

1. Cut along edge.
2. Fold body so one side overlaps the other; consider sizing body up to your egg before taping!
3. Tape inside of body, then tape spear and head piece onto egg.

